

Unit 3 Week 2

Lesson Objective: to use simple phrasal verbs in various situations

Grammar Review

page 35

2–3mins

Review the phrasal verbs from last week. Ensure that the students understand both the meaning and the usage of the phrasal verbs. Read the examples together and practice. Challenge students by switching tenses e.g. *She gets on the bus. She will get on the bus.*

Answers:

- A. She **gets on** the bus after school.
- B. They **get on** the train to go to cram school.
- C. He always plays soccer when he **gets to** the park.
- D. I will eat dinner when my mom **gets back** from the shop.
- E. They **get in** the taxi and travel to work.

Reading Activities

page 36-37

10–15mins

STEP 1 **Answers:**

- A. You usually speak to a nurse before **seeing** a doctor.
- B. Nurses look after **sick** people.
- C. Nurses are **often** very friendly!
- D. They learn about different illnesses and **health** problems.
- E. They also **find** out how to talk to patients.

STEP 2 **Answers:**

- A. They learn about different illnesses and health problems.
- B. Nurses are often very friendly.
- C. They find out how to talk to patients and make them feel better.
- D. You usually speak to a nurse before seeing a doctor.
- E. Nurses look after sick people.

Grammar Activities

page 38-39

10–15mins

1. Grammar explanation:
Phrasal verbs

Function: discussing different situations

Note: the chart opposite is for reference only - do not use it with the students

Phrasal verbs contain a **main verb** and a **particle** which create a new meaning. .

e.g.
Riku will **look after** his little brother.

I want to **lie down**.

Please **turn on** the PC.

2. How to present the grammar target: Use the examples and images in the textbook, or find appropriate images online, to illustrate the use of these phrasal verbs. Elicit the meanings and contexts from the students. Ensure that the students can use the phrasal verbs in a sentence. Try using them in everyday scenarios to make it more relatable for the students.

3. Important notes: If students find using phrasal verbs challenging, it is not mandatory to cover all of them at once. Focus on the phrasal verbs that appear in the exercises and questions they will attempt during the lesson. Please avoid splitting the phrasal verbs (i.e. the object should not come in the middle of the phrasal verb) as the focus should be on learning the meaning so the grammar needs to be simple (e.g. only teach “*put on a hat*”, not “*put a hat on.*”)

STEP 1 Answers:

- A. I will **turn on** the computer.
- B. Can I **put on** my shoes?

STEP 2 Answers:

- A. I will **look after** my little brother today.
- B. I will be a scientist when I **grow up**.
- C. I will **turn on** the TV and watch a drama.
- D. I will **find out** if I passed the test tomorrow.
- E. I will **lie down** on my bed after school and relax.

Grammar Activities
Let's learn about actions that use two words.

STEP 1 Add the words in **green** to the sentences.

look after find out turn on lie down grow up

A I will _____ my little brother today.
B I will be a scientist when I _____.
C I will _____ the TV and watch a drama.
D I will _____ if I passed the test tomorrow.
E I will _____ on my bed after school and relax.

STEP 2 Write your own sentences.

- Use words from the boxes below or write your own.
- Try using the words on page 96 to connect your sentences.

I will **look after** _____ about that book.
I will **find out** _____ the light in the kitchen.
I will **turn on** _____ on the couch.
I will **lie down** _____ my little cousin.

STEP 3 Write sentences using the words in **green** about the images.

look after put on turn on lie down grow up

Communication

page 40

10–15mins

1. How to Introduce the Activity: Read the dialogue together, focusing on the answers. Ask the class some questions using the ones listed on the page. Have them practice asking the questions as the educator answers them. After a few examples, move on to the main activity.

2. How to do the Communication Activity: Read the questions at the bottom of the page together and check that the students understand how to answer. After this, students will take turns asking and answering the questions. This activity can be done in pairs, groups, or as a class.

Tips:

- The grammar target this week is the answer form; ensure that every student gets a turn to answer some questions.
- In low-level classes, the educator can ask questions to the students.
- Challenge the students to create their own questions. E.g. *What clothes do you usually put on?*
- This activity could be changed by roleplaying as different people or characters. For example, the educator or one student could roleplay as a police officer, and they have to answer questions from the class as if they are the person or character.

Communication
Read the conversation below.

A Who looks after you when you are sick?
B My mother looks after me.

A What do you want to be when you grow up?
B I want to be a doctor when I grow up!

Now try asking your friends using the questions below!

Who looks after you when you are sick?
What do you want to be when you grow up?
When do you lie down to relax?
How do you find out about new movies to watch?
What clothes do you put on when it's cold outside?
Do you turn on some music when you study?



THANK YOU

NURSES!



When you go to a hospital, you **usually** speak to a nurse before seeing a doctor. Being a nurse is an amazing job where you get to help people every day! Nurses look after sick people, making sure they're **comfortable** and getting the **care** they need. Nurses are often very friendly!



At nursing school, they learn about different **illnesses** and **health** problems. They also find out how to talk to **patients** and make them feel better. If you like helping others, you could be a nurse when you grow up!



New Words



usually



care



health



comfortable



illness(es)



patient(s)



Answer the questions about the  **Reading** page.



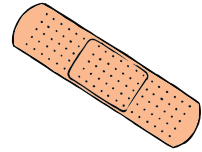
STEP 1 Circle the mistakes and rewrite the sentences.

- A. You usually speak to a nurse before being a doctor.
- B. Nurses look after healthy people.
- C. Nurses are never very friendly!
- D. They learn about different illnesses and happy problems.
- E. They also food out how to talk to patients.



STEP 2 Find the answers to the questions.

- A. What do nurses learn at nursing school?
- B. Who is often very friendly?
- C. What do nurses find out at nursing school?
- D. Who do you usually speak to before seeing a doctor?
- E. Who do nurses look after?



STEP 3 Think about and answer the questions.


- A. Do you like helping people? Why?
- B. Would you like to be a nurse? Why?
- C. How do you think it feels to help patients at a hospital?





Grammar Activities

Let's learn about actions that use two words.



I will **look after** my sister.




I will **grow up** to be a nurse.



You can **find out** new things by studying.



I will **lie down** on my bed.



I will **put on** a hat.



Can we **turn on** the TV?



STEP 1 Let's practice!

put on

turn on

A. I will _____ the computer.

B. Can I _____ my shoes?



STEP 2 Add the words in **green** to the sentences.

look after

find out

turn on

lie down

grow up

- A. I will _____ my little brother today.
- B. I will be a scientist when I _____.
- C. I will _____ the TV and watch a drama.
- D. I will _____ if I passed the test tomorrow.
- E. I will _____ on my bed after school and relax.



STEP 3 Write your own sentences.

- Use words from the boxes below or write your own.
- Try using the words on page 96 to connect your sentences.

I will

look after

about that book.

find out


the light in the kitchen.

turn on

on the couch.

lie down

my little cousin.



STEP 4 Write sentences using the words in **green** about the images.

look after

put on

turn on


lie down

grow up





Read the conversation below.



Now try asking your friends using the questions below!

Who looks after you when you are sick?

What do you want to be when you grow up?

When do you lie down to relax?

How do you find out about new movies to watch?

What clothes do you put on when it's cold outside?

Do you turn on some music when you study?





EXAMPLE 1

You can **find out** new things on the Internet.



EXAMPLE 2

I will **grow up** to be a history teacher.



Fill in the blanks with the correct question words.

look after**find out****turn on****lie down****grow up**

1. I will _____ my friend because she's sick.
2. You can _____ after sports day and relax.
3. I will _____ to be an engineer.
4. Can you _____ the TV please?
5. I will _____ about the homework tomorrow.

